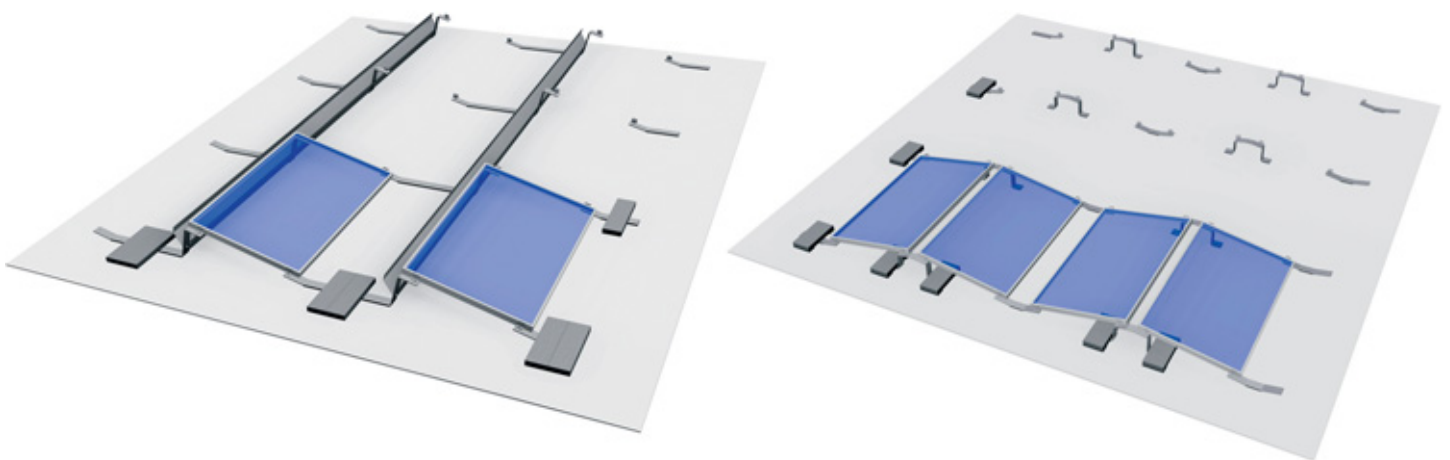




LEICHTmount EU S/EW

Aerodynamic flat-roof system for southerly and east/west orientation



Flat-roof mounting systems for photovoltaic systems on private and industrial buildings

Aerodynamic, light and quickly installed without roof penetration: The S:FLEX LEICHTmount EU fastening system for framed PV modules offers outstanding installation properties at one of the best price/performance ratios on the market – suitable for the conventional southerly orientation and also for maximum area utilisation through an east/west orientation.

The scope of delivery includes the patented frame, wind tunnel tested according to UL 2703, building protection mats with aluminium lamination (softener protection) and full documentation including ballast specifications.

With installation times of 10 minutes per kWp for the southerly orientation variant, and only 5 minutes per kWp for the east/west system, the S:FLEX LEICHTmount EU is the first choice for cost-efficient solar installations – also on challenging flat roofs.

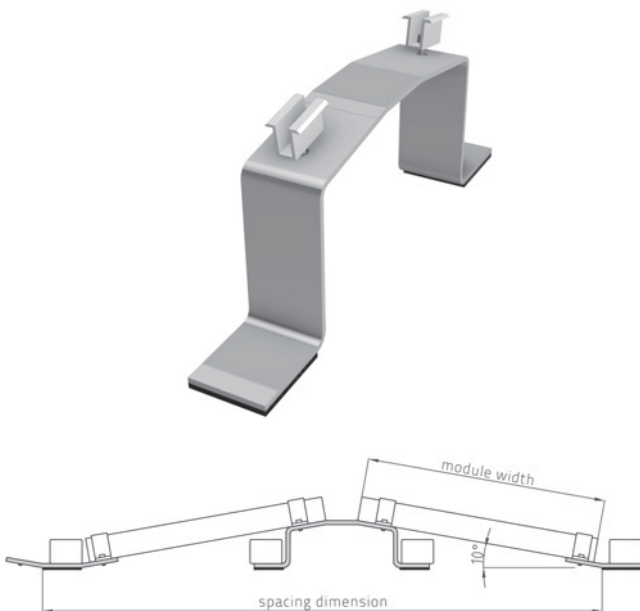
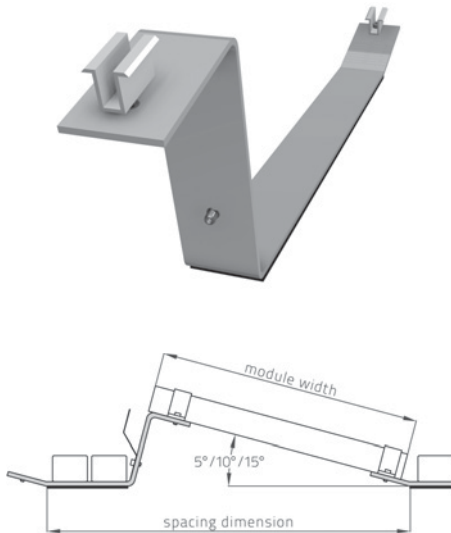
An overview of the advantages of the LEICHTmount EU S/EW

- Patented system with optimised static loading characteristics
- Wind tunnel tested to 250 km/h
- Version S available with tilt angle of 5°, 10° or 15°
- Short installation times:
1 kWp with 2 persons in 5/10 minutes
- Low transport costs through a minimised use of materials
- Including building protection mats with aluminium lamination (softener protection)
- Problem-free water drainage and optimum module back-ventilation
- Optimised wind suction openings allowing less ballast
- Also suitable for roof edge zones
- Including documentation with ballast specifications
- ETL certified according to UL 2703

LEICHTmount EU S/EW

Aerodynamic flat-roof system

Technical Data



Note:

Subject to the prerequisite that the existing flat roof thermal insulation conforms to the DAA-ds designation according to DIN 4108-10. The load-carrying capacity of the roof and roof cladding must be guaranteed and verified.

LEICHTmount EU S

Module orientation	South
Inclination	5° / 10° / 15°
Module length	1630 – 1982 mm ¹
Module width	950 – 1050 mm ¹
Spacing dim.	1280 / 1544 / 1795 mm ¹
Area load	approx. 10 kg/m ² of installed roof area
Building height	25 m max.
Roof inclination	5° max.
Edge clearance	Fitting in the roof edge and corner regions possible
Wind load	up to wind load zone 4
Snow load	Standard version up to 2,4 KN/m ² Alpine version up to 5,4 KN/m ²
System size	2 modules min.

LEICHTmount EU E/W

Module orientation	East – West
Inclination	10°
Module length	1630 – 1982 mm ¹
Module width	950 – 1050 mm ¹
Spacing dim.	2373 mm ¹
Area load	approx. 15 kg/m ² of installed roof area
Building height	25 m max.
Roof inclination	5° max.
Edge clearance	Fitting in the roof edge and corner regions possible
Wind load	up to wind load zone 4
Snow load	Standard version up to 2,4 KN/m ² Alpine version up to 5,4 KN/m ²
System size	4 modules min.

¹ Other module sizes and spacing dimensions upon request.